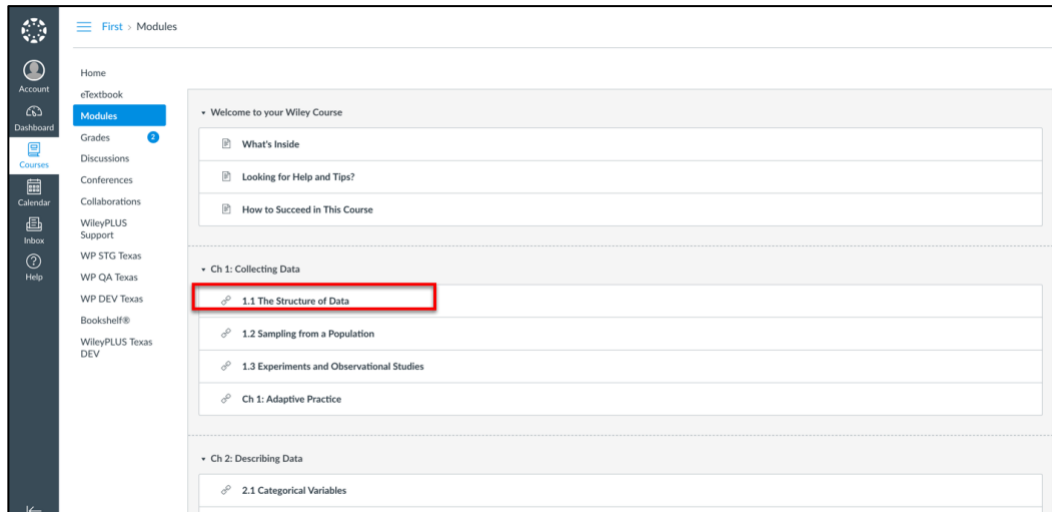


## [How to set up your WileyPLUS Next Gen account](#)

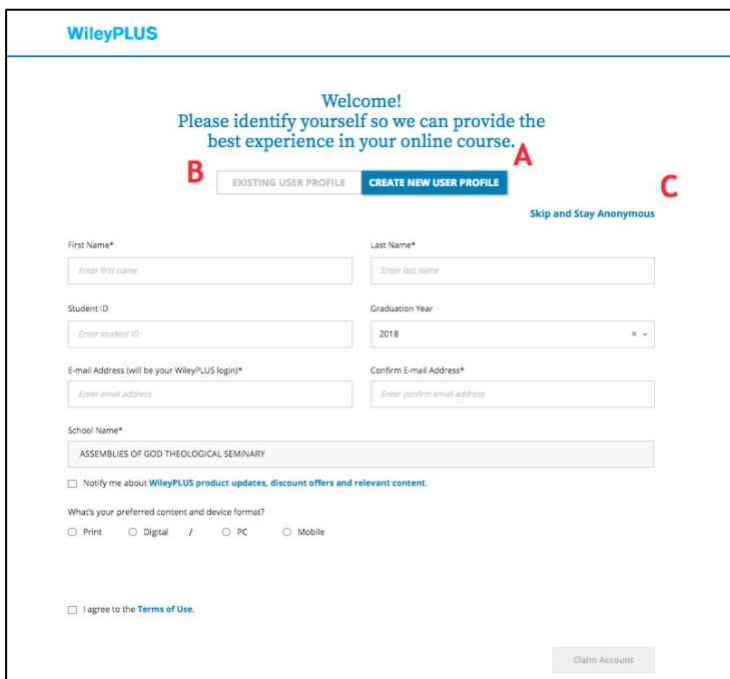
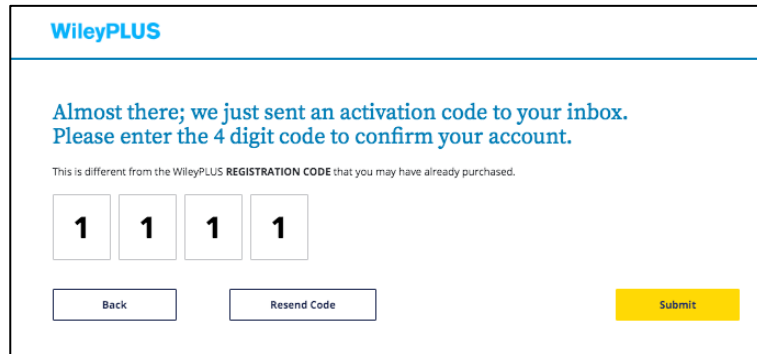
Follow the below steps for students to create their WileyPLUS Next Gen account

1) From your Canvas section, click any WileyPLUS link

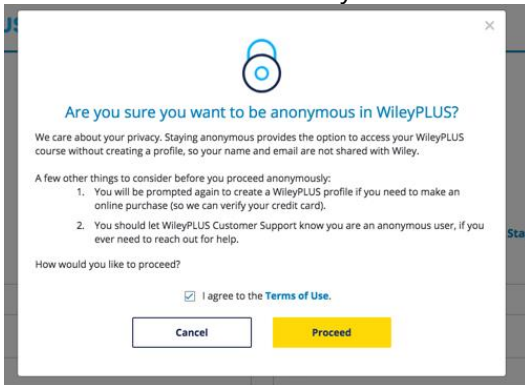


2) You will be taken to our account set up screen. You will be able to log in using 1 of the 3 options below

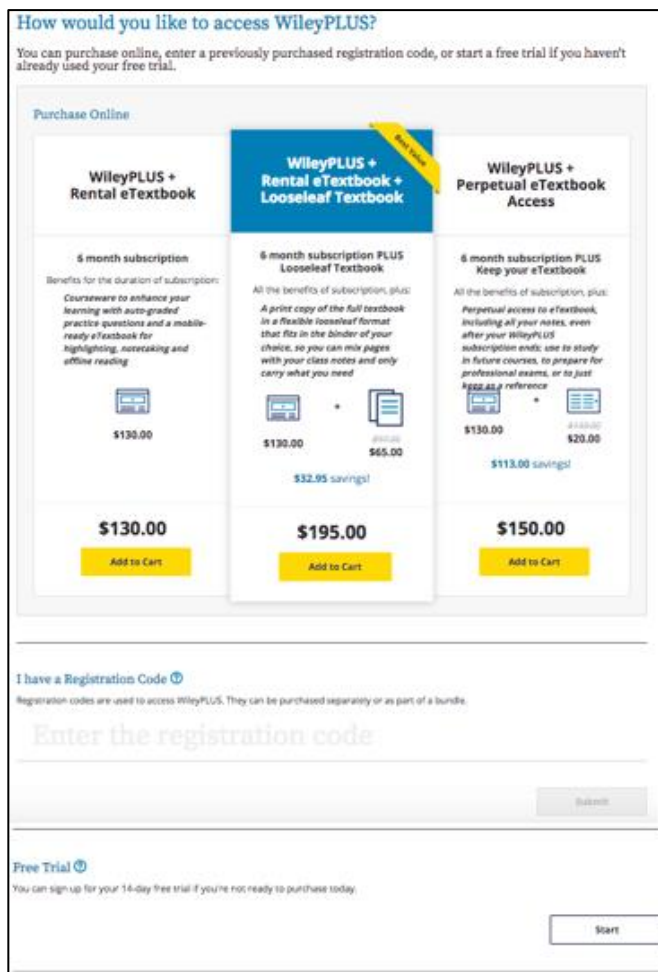
- If you are new to WileyPLUS click Create new account, and complete below form
- If you have used WileyPLUS in the past click Existing account to sign in
- If you would like to stay anonymous click Stay anonymous
  - If you are clicking a new account, following completing the below form you will get an email with a 4-digit code to activate your account.

A screenshot of the WileyPLUS account creation form. At the top, it says 'Welcome! Please identify yourself so we can provide the best experience in your online course.' There are three buttons: 'EXISTING USER PROFILE' (labeled B), 'CREATE NEW USER PROFILE' (labeled A), and 'Skip and Stay Anonymous' (labeled C). The form has several input fields: 'First Name\*', 'Last Name\*', 'Student ID', 'Graduation Year', 'E-mail Address (will be your WileyPLUS login)\*', and 'Confirm E-mail Address\*'. There is also a 'School Name\*' field with 'ASSEMBLIES OF GOD THEOLOGICAL SEMINARY' entered. At the bottom, there are checkboxes for 'Notify me about WileyPLUS product updates, discount offers and relevant content.', 'I agree to the Terms of Use.', and a 'Claim Account' button.A screenshot of the WileyPLUS account activation screen. It says 'Almost there; we just sent an activation code to your inbox. Please enter the 4 digit code to confirm your account.' Below this, it notes 'This is different from the WileyPLUS REGISTRATION CODE that you may have already purchased.' There are four boxes, each containing the digit '1', representing the 4-digit code. At the bottom, there are three buttons: 'Back', 'Resend Code', and a yellow 'Submit' button.

- If you choose to Act Anonymous you will see a warning message informing you or two things, then click proceed
  - You will be prompted again to create a WileyPLUS profile if you need to make an online purchase (so we can verify your credit card)
  - You should let WileyPLUS Customer Support know you are an Anonymous user, if you ever need to reach out for help.



- 3) After linking your account, you are taken the shopping cart. Where you can;
  1. Purchase directly from Wiley
  2. Enter in a Registration code (purchased from the bookstore)
  3. Start your 14-day Free Trial



**If you selected the 14 -day Free Trial, and your trial has expired.** When you click on a WileyPLUS link (located in your Canvas course), you will be taken directly to the shopping cart from step 3. You will notice the only options are to either purchase directly from Wiley, or enter in your registration code.

The screenshot shows the WileyPLUS shopping cart interface. On the left is a navigation sidebar with icons for Account, Dashboard, Courses, Calendar, Inbox, and Help. The main content area displays three subscription options:

WileyPLUS + Rental eTextbook	WileyPLUS + Rental eTextbook + Looseleaf Textbook	WileyPLUS + Perpetual eTextbook Access
<b>6 month subscription</b> Benefits for the duration of subscription: <i>Courseware to enhance your learning with auto-graded practice questions and a mobile-ready eTextbook for highlighting, notetaking and offline reading</i>	<b>6 month subscription PLUS Looseleaf Textbook</b> All the benefits of subscription, plus: <i>A print copy of the full textbook in a flexible looseleaf format that fits in the binder of your choice, so you can mix pages with your class notes and only carry what you need</i>	<b>6 month subscription PLUS Keep your eTextbook</b> All the benefits of subscription, plus: <i>Perpetual access to eTextbook, including all your notes, even after your WileyPLUS subscription ends; use to study in future courses, to prepare for professional exams, or to just keep as a reference</i>
 \$90.00	+ \$90.00 + <del>\$68.05</del> \$45.00 <b>\$23.95 savings!</b>	+ \$90.00 + <del>\$76.00</del> \$20.00 <b>\$56.00 savings!</b>
<b>\$90.00</b> Add to Cart	<b>\$135.00</b> Add to Cart	<b>\$110.00</b> Add to Cart

Below the options, there is a section for registration codes:

I have a Registration Code ⓘ  
Registration codes are used to access WileyPLUS. They can be purchased separately or as part of a bundle.

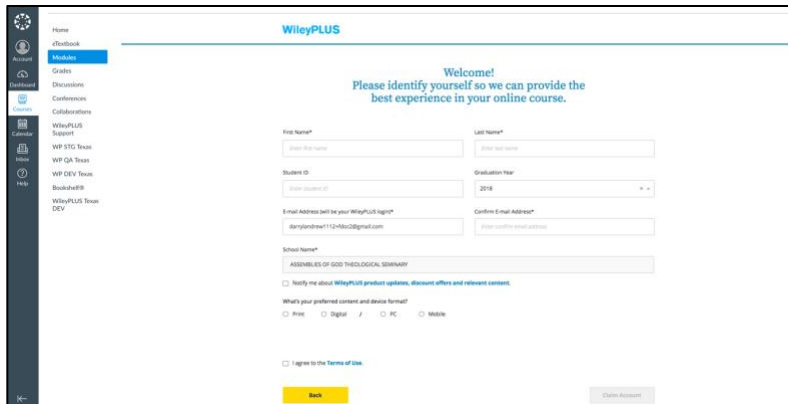
Enter the registration code

Submit

- If you are purchasing directly through Wiley, and selected Act Anonymously, you will be taken to an account creation screen. Wiley needs to verify who you are prior to accepting payment. If you receive a message that your email is already registered with another account, please use your Personal email. This will not change your account in Wiley, just verifying your purchase. You will receive an email from [Noreply@wileyplus.com](mailto:Noreply@wileyplus.com) with a 4-digit code to verify your account.

The screenshot shows the WileyPLUS account verification screen. It features the WileyPLUS logo at the top left. The main text reads: "Almost there; we just sent an activation code to your inbox. Please enter the 4 digit code to confirm your account." Below this, a note states: "This is different from the WileyPLUS REGISTRATION CODE that you may have already purchased." The activation code is displayed as four individual boxes, each containing the digit "1". At the bottom, there are three buttons: "Back", "Resend Code", and "Submit".

- You will then be taken to the billing screen to enter your payment option.



WileyPLUS

Welcome!  
Please identify yourself so we can provide the best experience in your online course.

First Name\*

Last Name\*

Student ID

Graduation Year

Email Address will be your WileyPLUS login\*

Confirm Email Address\*

School Name\*

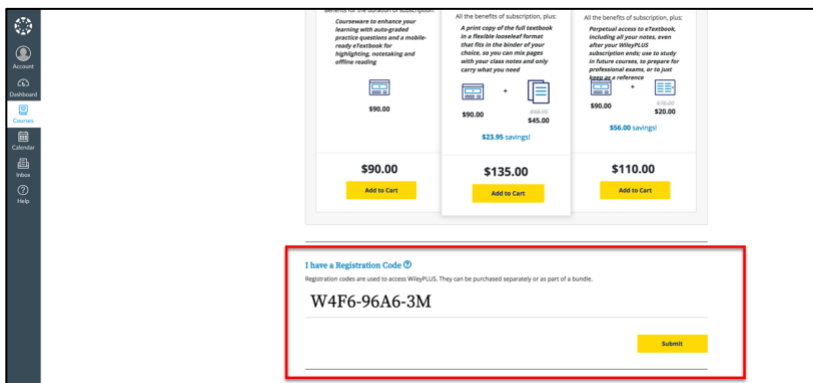
Notify me about WileyPLUS product updates, discount offers and relevant content.

What's your preferred content and device format?

Print  Digital  PC  Mobile

I agree to the Terms of Use.

- If you have purchased your package from the Campus Bookstore and have the registration code, enter that under I have a Registration Code, you will see the Submit Button highlight yellow to access your course.



Compare the benefits of subscription, plus:

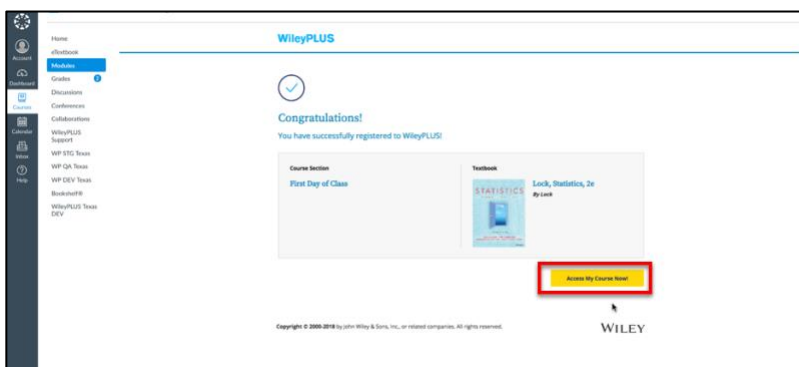
<p>Choose to enhance your learning with audio graded practice questions and a mobile-ready eBook for highlighting, annotating and offline reading.</p> <p><b>\$90.00</b></p> <p><input type="button" value="Add to Cart"/></p>	<p>All the benefits of subscription, plus a print copy of the full textbook as a flexible keyword format that fits in the binder of your choice, so you can mix paper with your class notes and only carry what you need.</p> <p><b>\$90.00</b> + <b>\$45.00</b></p> <p><b>\$135.00</b></p> <p><b>\$23.95 savings!</b></p> <p><input type="button" value="Add to Cart"/></p>	<p>All the benefits of subscription, plus perpetual access to eBook, including all your notes, even after your WileyPLUS subscription ends, so you can study in future courses, or prepare for professional exams, or do just \$66.05 a reference.</p> <p><b>\$90.00</b> + <b>\$20.00</b></p> <p><b>\$110.00</b></p> <p><b>\$56.00 savings!</b></p> <p><input type="button" value="Add to Cart"/></p>
--	--	---

I have a Registration Code

Registration codes are used to access WileyPLUS. They can be purchased separately or as part of a bundle.

**W4F6-96A6-3M**

- Once you have either purchased access directly from Wiley, or entered in your registration code. You will be taken to your course access page to receive access for the remainder of the semester.



WileyPLUS

Home

eTextbook

MyNotes

Grades

Discussions

Conferences

Collaborations

WileyPLUS Support

WIP STC Tests

WIP GA Tests

WIP DEV Tests

Bookshelf

WileyPLUS Tests DEV

Account

Dashboard

Calendar

Home

Help

✔

**Congratulations!**  
You have successfully registered to WileyPLUS!

Course Section: **First Day of Class**

Textbook: **Locks, Statistics, 2e**  
By Lock

Copyright © 2008-2018 by John Wiley & Sons, Inc. or related companies. All rights reserved.

WILEY